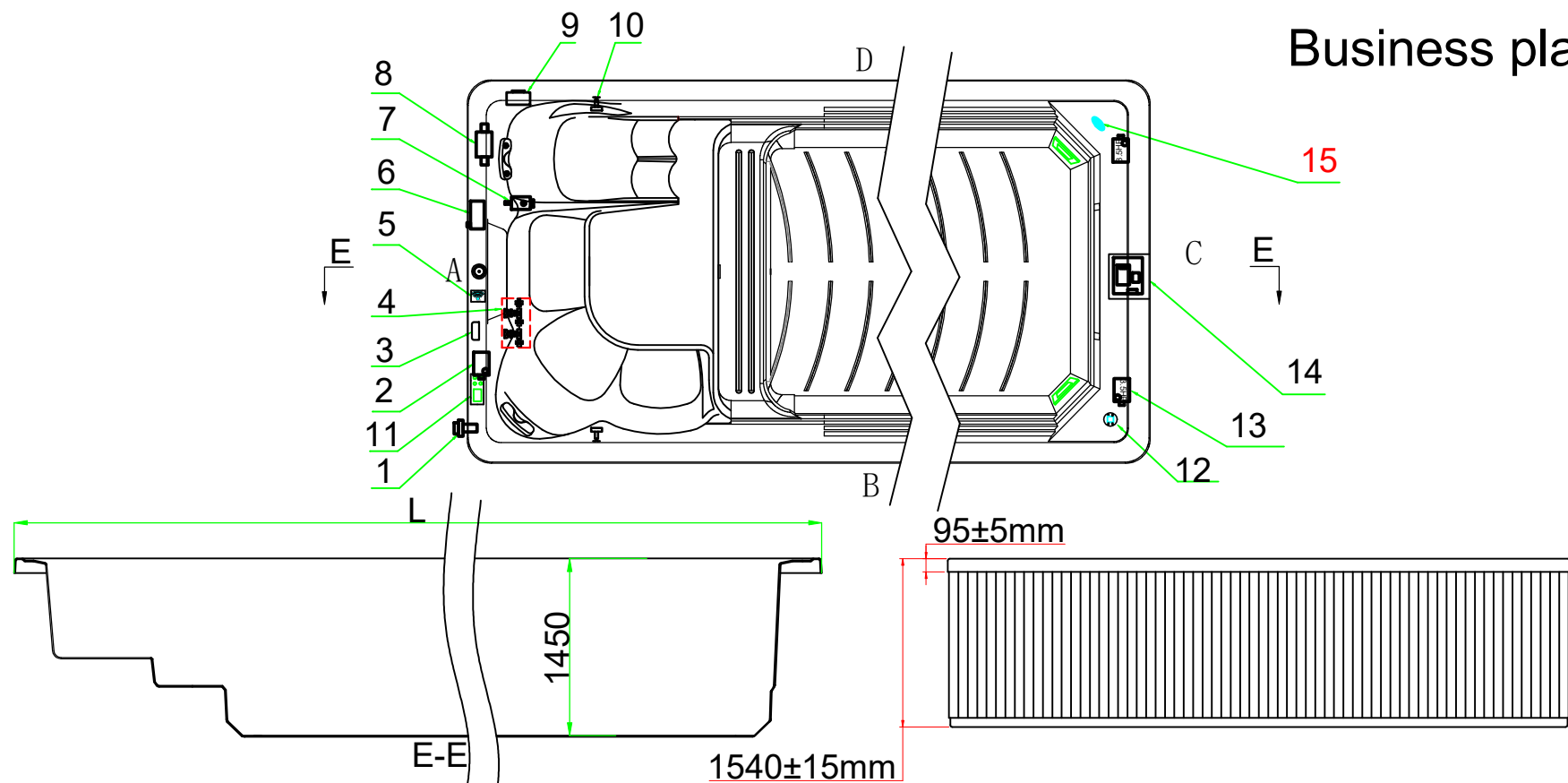


WSAL700-F

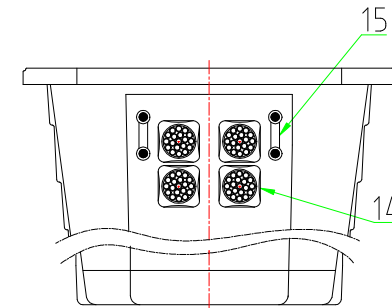
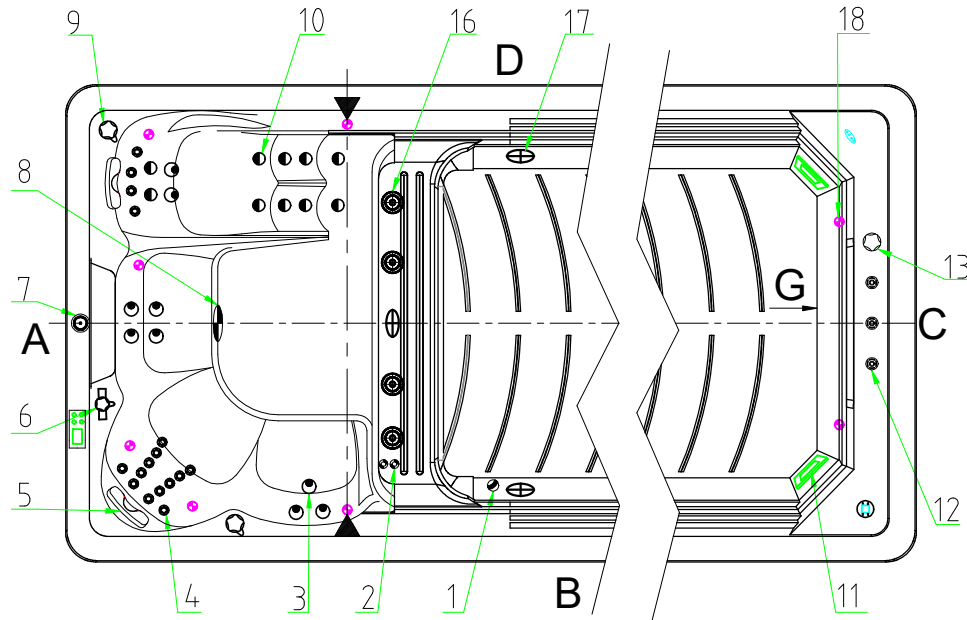
Business plan



Notes: Due to manufacturing tolerances, there could be some minor differences between the actual spa and the drawing above. If site planning is critical to such tolerances, be sure to measure your actual spa. All specifications are subject to change without notice. Some components may be optional on your spa.



















15		Subsidiary Control Panel	1	pcs
14		INVERTER SYSTEM	1	pcs
13		3.5HP INVERTER PUMP	2	pcs
12		Frequency conversion panel	1	pcs
11		Control Panel	1	pcs
10		Transducer Speaker(Optional)	2	pcs
9		Subwoofer(Optional)	1	pcs
8		Control Box	1	pcs
7		Circulation Pump	1	pcs
6		CD Ozone Generator	1	pcs
5		WiFi	1	pcs
4		Heat Pump Ready Unit(Optional)	1	pcs
3		C.Stream(Optional)	1	pcs
2		3HP Single Speed Pump	1	pcs
1		Drain Valve	1	pcs
NO	ICON	DESCRIPTION	QTY	UNIT
Edition:14/5/2022		TY.02.0131-4		

DESCRIPTION	L
WSAL440	4435
WSAL550	5495
WSAL600	5915
WSAL700	7065



VERSION G

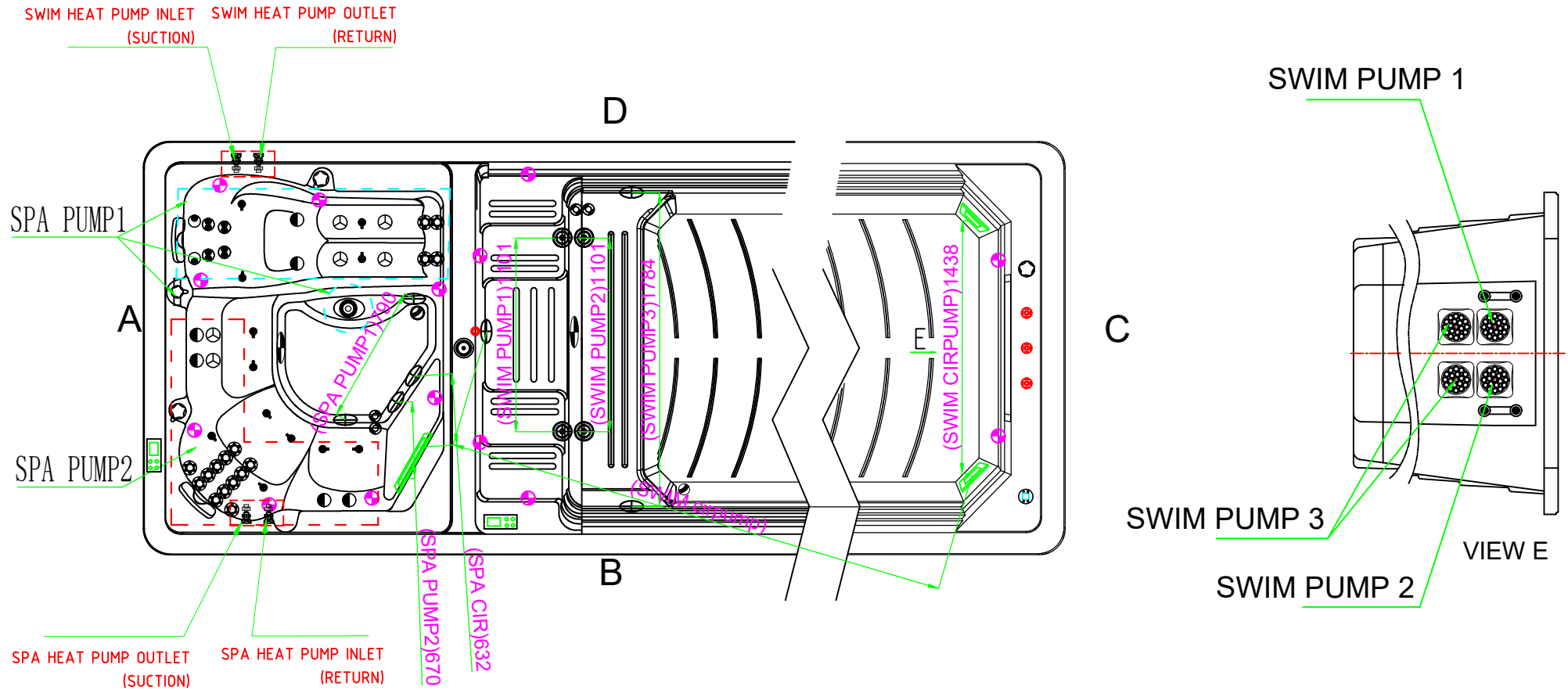
Notes: Due to manufacturing tolerances, there could be some minor differences between the actual spa and the drawing above. If site planning is critical to such tolerances, be sure to measure your actual spa. All specifications are subject to change without notice. Some components may be optional on your spa.

					12		Lifting Fountain	3	pcs	
					11		Single Cilinder Skimmer	2	pcs	
18		Perimeter LED	WSAL800	22	pcs	10		3 inch Jet Internal-Single Spin	10	pcs
			WSAL700	20		9		1 inch Air Check Valve Assembly	2	pcs
			WSAL600	18		8		5 inch Light Housing Without Holder	1	pcs
			WSAL550	16		7		Swim Base	1	pcs
			WSAL440	14		6		2 inch Water Diverter Valve	1	pcs
17		2 inch Suction (Full Set)		3	pcs	5		Headrest	2	pcs
16		3 inch Suction		4	pcs	4		2.5 inch Jet Internal-Directional	16	pcs
15		Handrail		2	pcs	3		4 inch Jet Internal-Single Spin	9	pcs
14		3 inch Turbo Jet		4	pcs	2		Ozone Injector	2	pcs
13		Fountain Valve		1	pcs	1		Star-Shape SS Bottom Drain	1	pcs
NO	ICON	DESCRIPTION	QTY	UNIT	NO	ICON	DESCRIPTION	QTY	UNIT	

Edition:5/14/2022

TY.02.0150

Therapy Assignment



Notes: Due to manufacturing tolerances, there could be some minor differences between the actual spa and the drawing above. If site planning is critical to such tolerances, be sure to measure your actual spa. All specifications are subject to change without notice. Some components may be optional on your spa.